

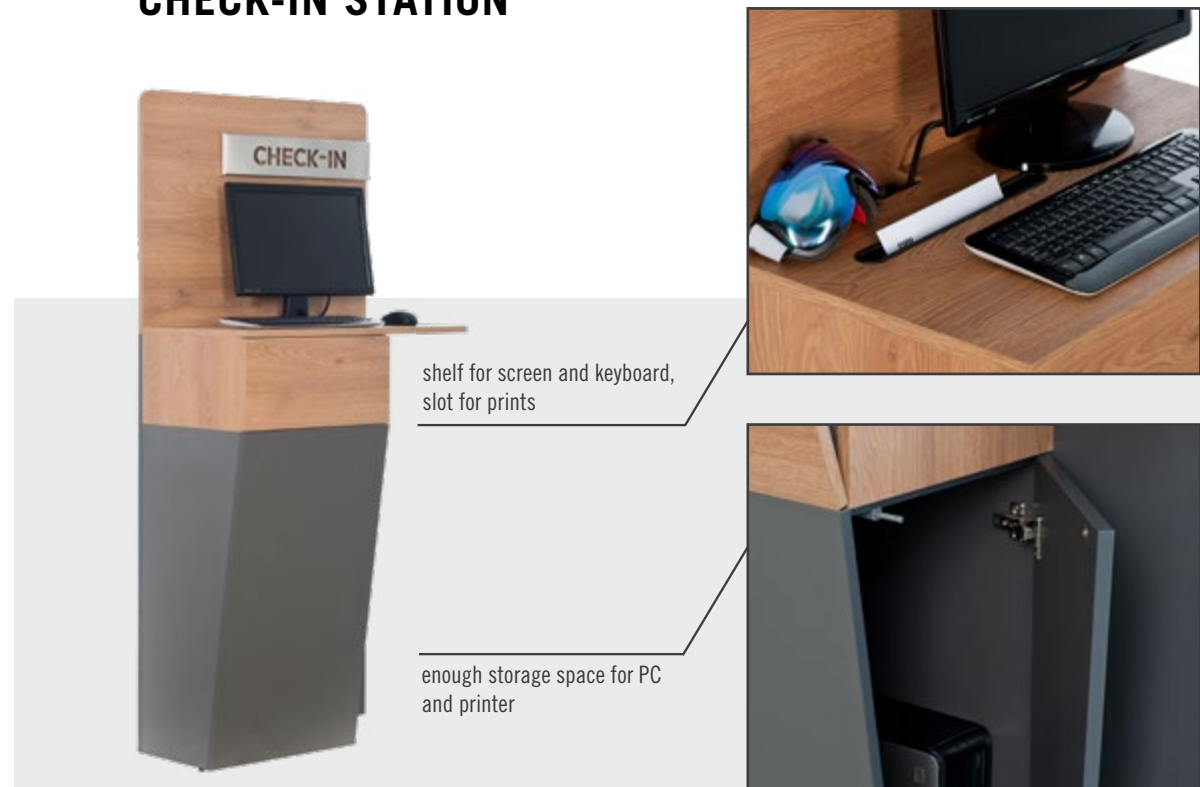
INTERIOR

From seating facilities to the service desk

In addition to storage systems for winter sports equipment, the appropriate furnishings also belong to the complete equipment of your rental company. Discover our high-quality rental equipment, which ranges from the classic bench to the multifunctional service desk. With our UNIQ design you get furniture with noble wood fronts, which gives your shop a unique ambience.

In addition to a modern design, our rental facilities also provide extremely practical equipment elements for ergonomic work and high comfort. This offers a benefit for both your customers and your service staff.

CHECK-IN STATION



High quality check-in service station for your rental company. The CHECK-IN STATION provides sufficient storage space for printers and other accessories below the screen tray. Available in different wood variants.

Width x Depth x Height

Item-No.

790 x 420 x 1100/1700 mm / 2'7" x 1'5" x 3'7" / 5'7"

1072892

CUSTOMER SERVICE DESK UNIQ

UniQ Line




The SERVICE DESK UNIQ is equipped with particularly practical features for maximum comfort. An integrated water drainage basin on the counter collects the running melt water. Numerous shelves and storage compartments provide sufficient storage space.

	Width x Depth x Height	Item-No.
SERVICE DESK UNIQ	1200 x 700 x 850/1100 mm / 3'11" x 2'4" x 2'9"/3'7"	1069779

MONITOR MOUNT

for Customer Service Desk UniQ

Item-No.	1070134
----------	---------



CASH DESK

UniQ Line



integrated SKI STAND at the counter for ski storage

High-quality payment station for your rental company. The CASH DESK UNIQ is provided with a smooth, resistant surface with rubber coating.

Width x Depth x Height

Item-No.

1000 x 700 x 850/1100 mm / 3'3" x 2'4" x 2'9"/3'7"

1074192

1200 x 700 x 850/1100 mm / 3'11" x 2'4" x 2'9"/3'7"

1076913

MONITOR MOUNT

for CASH DESK UNIQ

Item-No.

1070134

SERVICE DESK 600

UniQ Line



integrated stainless steel basin for drainage of melt water

The SERVICE DESK 600 is an extremely compact service station with practical features for maximum comfort. An integrated water drainage basin on the service counter collects the running melt water.

Width x Depth x Height

Item-No.

SERVICE DESK UNIQ 600

600 x 700 x 850/1100 mm / 2' x 2'4" x 2'9"/3'7"

1074191

SKI STAND 350

Classic Line

UniQ Line



SKI STAND 700

Classic Line

UniQ Line




The SKI STAND features a smart and sturdy construction that prevents the winter sports equipment from slipping over or falling out. Integrated cross bars with rubber coating fix the skis or snowboards for a firm grip. The floor is equipped with a rubber mat.

	Width x Depth x Height	Item-No.	Cap.*
CLASSIC	350 x 450 x 1150 mm / 1'2" x 1'6" x 3'9"	1072702	2 - 3
UNIQ	350 x 450 x 1150 mm / 1'2" x 1'6" x 3'9"	1071952	2 - 3

* Ski pairs

	Width x Depth x Height	Item-No.	Cap.*
CLASSIC	700 x 450 x 1150 mm / 2'4" x 1'6" x 3'9"	1071953	4-5 / 2
UNIQ	700 x 450 x 1150 mm / 2'4" x 1'6" x 3'9"	1074860	4-5 / 2

* Ski pairs / snowboards



RENTAL BENCH



Storage for skis and boards combined with a comfortable bench - effectiveness in the smallest space!

Length x Width x Height	Item-No.	Capacity
1000 x 450 x 1200 mm / 3'3" x 1'6" x 3'11"	1055581	8 ski pairs

BENCH

Classic Line



Comfortable bench in timeless design with sturdy underframe and height-adjustable feet.

Length x Width x Height	Item-No.
1000 x 350 x 530 mm / 3'3" x 1'2" x 1'9"	1056067
1250 x 350 x 530 mm / 4'1" x 1'2" x 1'9"	1056068
1500 x 350 x 530 mm / 4'11" x 1'2" x 1'9"	1074913

BENCH


UniQ Line



Comfortable bench in a modern design with height-adjustable feet. Various wood variants available.

Length x Width x Height	Item-No.
1000 x 350 x 530 mm / 3'3" x 1'2" x 1'9"	1074188
1250 x 350 x 530 mm / 4'1" x 1'2" x 1'9"	1072888
1500 x 350 x 530 mm / 4'11" x 1'2" x 1'9"	1074940

BOOT FITTING STATION



surface made of extremely durable
and non-slip rubber coating

Practical combination of the BENCH UNIQ and the BOOT FITTING platform to comfortably try on ski boots. Integrated, high-quality drawers offer generous storage space. The BOOT FITTING STATION is particularly resistant to wear and damage.

Length x Width x Height

Item-No.

1000 x 1000 x 300+530 mm / 3'3" x 3'3" x 1'+1'9"

1076821

1250 x 1000 x 300+530 mm / 4'1" x 3'3" x 1'+1'9"

1076912

